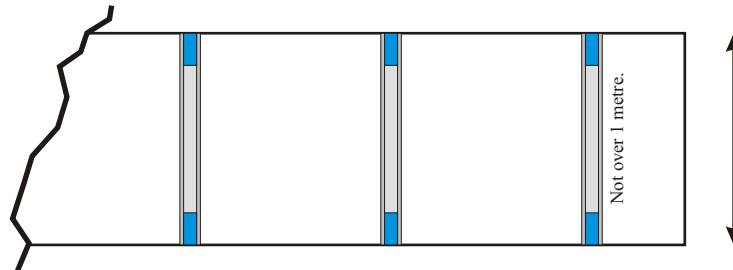
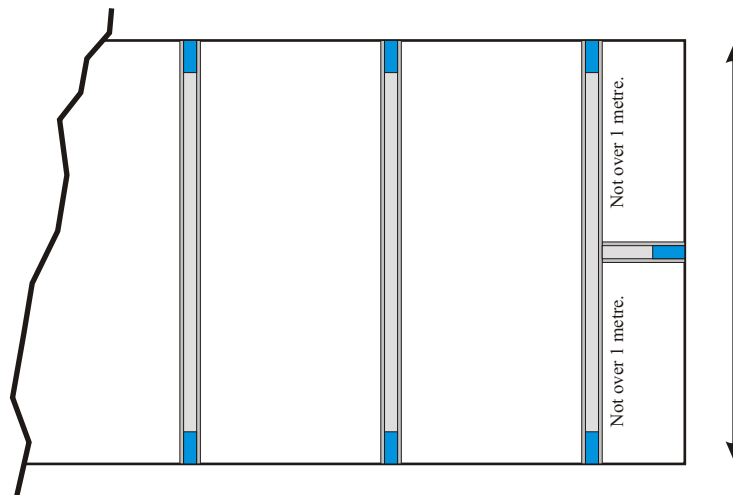


Horizontal Side Supports

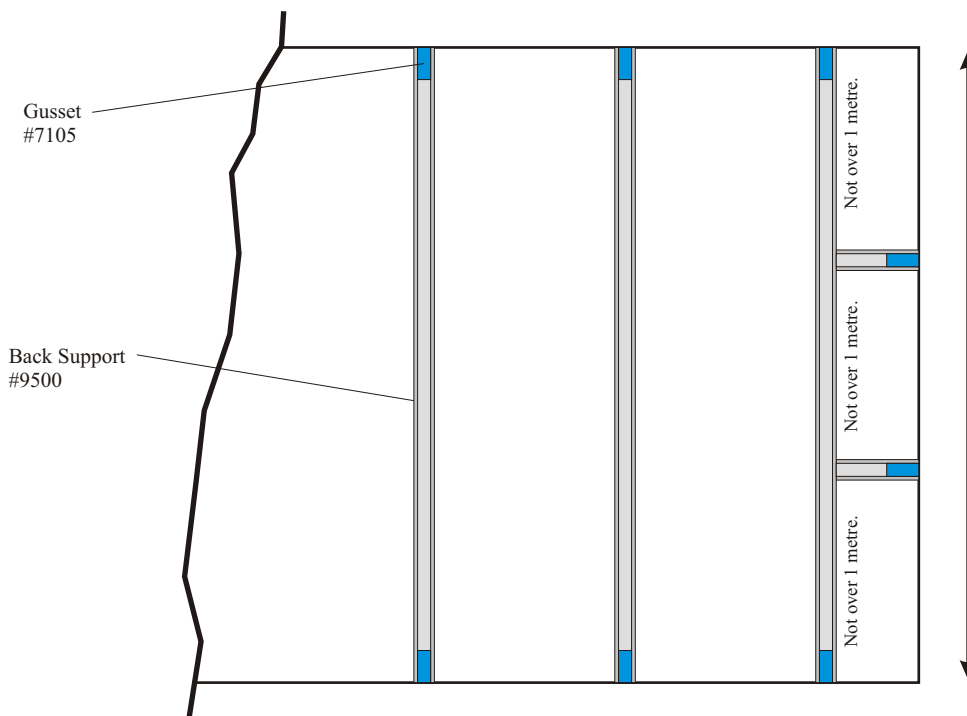
Assembly recommendations



Height of Box
Up to 1 metre.
- No Supports -



Height of Box
Over 1 metre - up to 2 metres.
- 1 Support -



Height of Box
Over 2 metres - up to 3 metres.
- 2 Supports -

↓ **Etc. Etc. Etc.** ↓ ↓

Signs that are 3 to 3.5 metres close the back support in to 900mm centres
 Signs that are 3.5 to 4 metres close the back supports in to 800mm centres
 Signs that are 4 to 5 metre close back supports in to 700mm centres
 above these heights please check with SignComp for their recommendation.