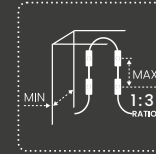




Teleline Series

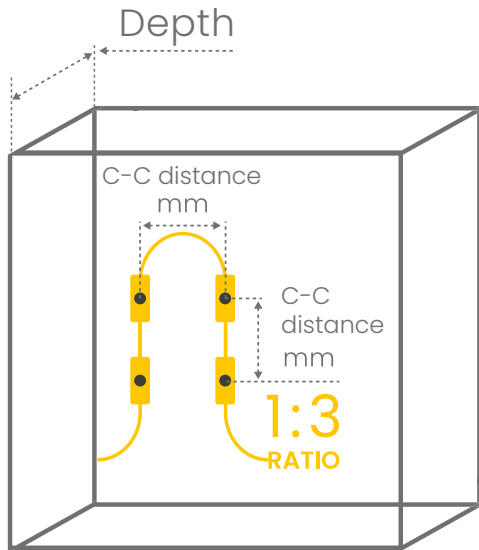
Designed for Light Boxes







RECOMMENDED CENTRE-TO-CENTRE SPACING BASED ON DIFFERENT DEPTHS

| DEPTH, MM | 40 | 60 | 80 | 100 | 120 | 140 | 160 | 180 | 200 |
|-----------|----|-----|-----|-----|-----|-----|-----|-----|-----|
| K-T0 | ?? | 150 | | | | | | | |
| K-T1 | | | 180 | | | | | | |
| K-T2 | | | 200 | 300 | 300 | | | | |
| K-T4 | | | | | 360 | 420 | 480 | 500 | 500 |
| K-T7 | | | | | | | | 500 | 500 |

*The result may vary based on face material and application. Please contact our team for further information.



| PRODUCT | VOLTAGE | CONSUMPTION | LUMENS | EFFICACY | CT | MODULE CENTER-CENTER |
|--|---------|-------------|--------|----------|--------|----------------------|
|  K-T0 | 12 VDC | 0.5 W | 55 LM | 110 LM/W | 6500 K | 180 mm |
|  K-T1 | 12 VDC | 1.2 W | 120 LM | 100 LM/W | 6500 K | 200 mm |
|  K-T2 | 12 VDC | 2.0 W | 200 LM | 100 LM/W | 6500 K | 300 mm |
|  K-T4 | 12 VDC | 4.0 W | 380 LM | 95 LM/W | 6500 K | 500 mm |
|  K-T7 | 24 VDC | 7.0 W | 811 LM | 115 LM/W | 6500 K | 500 mm |



Designed for Light boxes. KAISEN D25 OPTICS is unique optics for lightboxes that allows using modules with 1:3 depth to spacing ratio between modules centers.



KAISEN D25 OPTICS with super wide 175° lens allows to achieve: **UP TO 4 TIMES faster installation.** **UP TO 4 TIMES less modules required per sq.m.** **UP TO 2 TIMES less illumination cost per sq.m.**



Thicker housing, thicker cables, thicker PCB, bigger LED chip. Everything you need to have full 7 year warranty.