

The SmartScape Solar Bollard from Zeta Specialist Lighting is a modern solar powered solution for exterior wayfinding illumination.

The uniquely designed aluminium bollard comprises two LED lights. One runs continuously at a low level to ensure that the bollard itself can be seen from a distance, and the other, a down light reflector, is activated within a 5m range by one of the two PIR sensors on either side of the body.

As the bollard is solar powered by it's own integrated PV panels, trenching and running costs associated with mains powered solutions are eliminated and maintenance costs are drastically reduced.

The SmartScape Solar Bollard is extremely easy to install, with surface and root mounting options.

The metal bollard is constructed from extruded aluminium profile and powder coated to ensure longevity in situ.

The SmartScape Solar Bollard is also available in a sustainably-sourced, treated hard wood body.

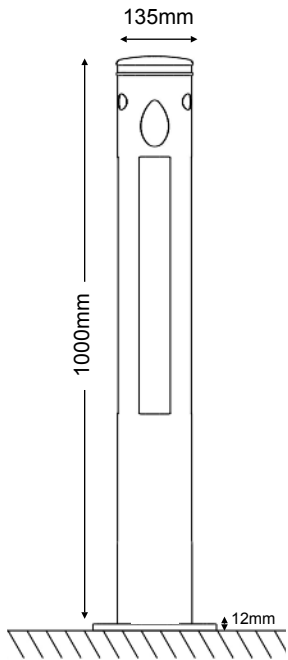


## Features:


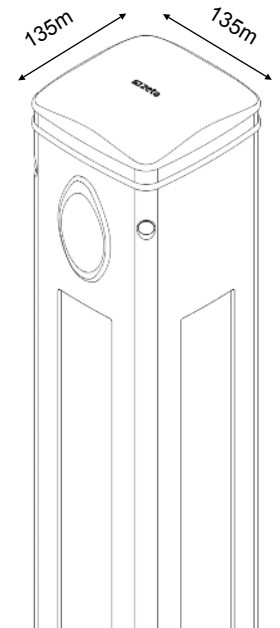
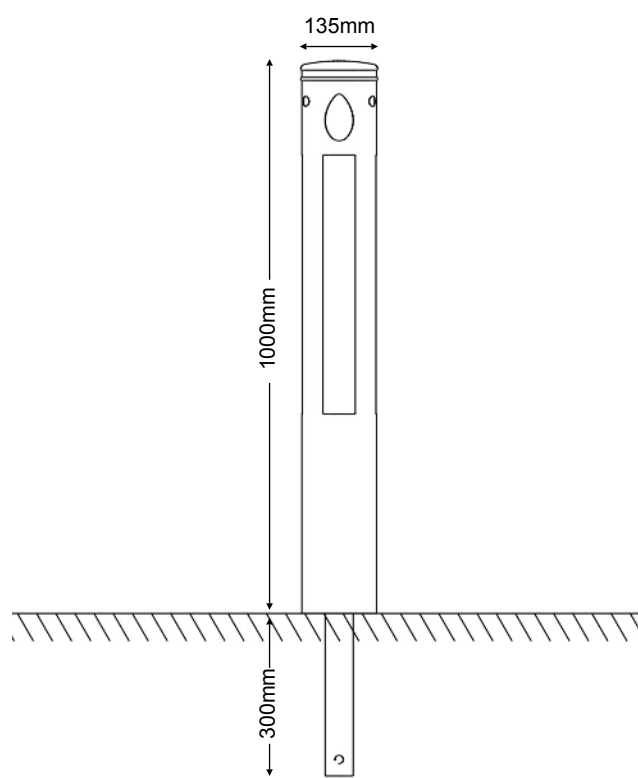
- Integrated PV, covering four angles
- Zero trenching and running costs
- Low maintenance
- Easy to install
- Robust
- Long lasting
- Highly efficient LEDs
- Energy, cost & carbon saving
- Dual PIR sensors
- 5m detection range
- 10 day autonomy

## Dimensions

Surface Mount



Root Mount



## Mounting

The Aluminium SmartScape Solar Bollard has two mounting options.

### Root Mount

A robust aluminium bracket is welded into the base of the bollard's extruded body and a 300mm machined aluminium stub is screwed and locked into place ready to be concreted in.

### Surface Mount

The bollard is also available with a robust aluminium mounting plate, fixed onto the base of the bollard using bolts and tamper-proof caps.

## Specifications

Extrusion material	Aluminium	
Dimmed/Full Brightness?	Marker	Down Light
Wattage (W)	120mW	1W
Lumen Output (lm)	9lm	72lm*
Beam Angle Width (°)	39°	
Beam Angle Depth (°)	21°	
Colour Rendering Index (CRI)	>70	
Colour Temperature (CCT)	4000K	
IP Rating	IP65	
Dimensions - surface mount with base mounting plate (mm)	1012 (h) x 135 (w) x 135 (d)	
Dimensions - root mount with mounting stub (mm)	1300 (h) x 135 (w) x 135 (d)	
Weight - Root Mount (kg)	10.5kg	
Weight - Surface Mount (kg)	13.5kg	
Battery Life	7 Years	
Operating Temperature Range (°C)	-10 to +60°C	
Warranty	3 Years**	
Autonomy	10 Days	

\*72lm is achieved at full brightness

\*\*Standard warranty period is 3 years, once registered the warranty increases by a further 2 years.

## Applications:

- Walkways and trails
- Cycle paths
- Parks
- Residential estates
- Heritage sites
- Industrial estates
- Educational campuses
- Car parks
- City centre streets
- Driveways
- Docks and marinas



Design  
registered UK

PM 45718